

Business Central Implementation Plans

Finance + Distribution Reporting Package

Sample Report

Inventory with No Activity

Inventory with No Activity

No sales or purchase activity since: 01/23/12

Report Date 12/14/2015

Filters	
Item No.	*
Gen. Prod. Posting Group	*
Product Group Code	*
Location	*

Item No.	Description	Gen. Prod. Posting Group	Product Group Code	QOH	Unit Cost	Last Ship Date	Last Rcpt Date
1000	Bicycle	RETAIL		32	350.594		
1100	Front Wheel	RETAIL		152	129.671		
1110	Rim	RETAIL		400	1.05		
1120	Spokes	RAW MAT		10000	2		
1150	Front Hub	RETAIL		200	12.441		
1151	Axle Front Wheel	RAW MAT		200	0.45		
1155	Socket Front	RAW MAT		200	0.77		
1160	Tire	RAW MAT		200	1.23		
1170	Tube	RAW MAT		200	1.75		
1200	Back Wheel	RETAIL		152	129.6815		
1250	Back Hub	RETAIL		200	12.4515		
1251	Axle Back Wheel	RAW MAT		10000	0.33		
1255	Socket Back	RAW MAT		200	0.9		
1300	Chain Assy	RETAIL		152	13.1565		
1310	Chain	RETAIL		100	1.99		
1320	Chain Wheel Front	RAW MAT		100	4.66		
1330	Chain Wheel Back	RAW MAT		100	5.88		
1400	Mudguard front	RAW MAT		152	3.9		
1450	Mudguard back	RAW MAT		152	3.9		
1500	Lamp	RAW MAT		152	5.2		
1600	Bell	RAW MAT		152	2.7		
1700	Brake	RETAIL		152	9.765		

List of items with no sales or purchase activity since a given date.

Sample Report

Open Purchase Order Lines

Open Purchase Order Lines

Purchaser Name <div>Debra L. Core</div> <div>Mark Hanson</div>	Status <div>Released</div>
--	--------------------------------------

Today's Date 8/9/2018
 Late Date 12/1/2018
 Warning Date (late+2) 12/9/2018

Vendor Name	Vendor No.	Purchaser Name	Document No.	Status	Item No.	Description	Vendor Item No.	UoM	Expected Date	Outstanding Qty	Outstanding Amount (LCY)
Malay-Dan Export Unit Sdn Bhd	V100009	Richard Lum	PO102728	Released	S200031	10.75" Column Wrestling Trophy	EA		12/2/2018	2000	0.00
					S200030	10.75" Column Volleyball Trophy	EA		12/2/2018	2000	0.00
					S200029	10.75" Column Basketball Trophy	EA		12/2/2018	2000	0.00
					S200028	10.75" Column Football Trophy	EA		12/2/2018	2000	0.00
					S200027	10.75" Column Soccer Trophy	EA		12/2/2018	2000	0.00
					S200026	10.75" Column Apple Trophy	EA		12/2/2018	2000	0.00
					S200025	10.75" Column Lamp of Knowledge Trophy	EA		12/2/2018	2000	0.00
					S200024	10.75" Touch Riser Wrestling Trophy	EA		12/2/2018	2000	0.00
					S200023	10.75" Touch Riser Volleyball Trophy	EA		12/2/2018	2000	0.00
					S200022	10.75" Touch Riser Basketball Trophy	EA		12/2/2018	2000	0.00
					S200021	10.75" Touch Riser Football Trophy	EA		12/2/2018	2000	0.00
					S200020	10.75" Touch Riser Soccer Trophy	EA		12/2/2018	2000	0.00
					S200019	10.75" Touch Riser Apple Trophy	EA		12/2/2018	2000	0.00
					S200018	10.75" Touch Riser Lamp of Knowledge Trophy	EA		12/2/2018	2000	0.00
					S200017	10.75" Touch Riser Wrestling Trophy	EA		12/2/2018	2000	0.00
					S200016	10.75" Star Riser Volleyball Trophy	EA		12/2/2018	2000	0.00
					S200015	10.75" Star Riser Basketball Trophy	EA		12/2/2018	2000	0.00
					S200014	10.75" Star Riser Football Trophy	EA		12/2/2018	2000	0.00
					S200013	10.75" Star Riser Soccer Trophy	EA		12/2/2018	2000	0.00
					S200012	10.75" Star Riser Apple Trophy	EA		12/2/2018	2000	0.00
					S200011	10.75" Star Riser Lamp of Knowledge Trophy	EA		12/2/2018	2000	0.00
					S200010	3.75" Wrestling Trophy	EA		12/2/2018	2000	0.00
					S200009	3.75" Volleyball Trophy	EA		12/2/2018	2000	0.00
					S200008	3.75" Basketball Trophy	EA		12/2/2018	2000	0.00
					S200007	3.75" Football Trophy	EA		12/2/2018	2000	0.00
					S200006	3.75" Soccer Trophy	EA		12/2/2018	2000	0.00
					S200005	4.75" Spelling B Trophy	EA		12/2/2018	2000	0.00
					S200004	5" Female Graduate Trophy	EA		12/2/2018	2000	0.00
					S200003	5" Male Graduate Trophy	EA		12/2/2018	2000	0.00
					S200002	3.25" Apple Trophy	EA		12/2/2018	2000	0.00
					S200001	3.25" Lamp of Knowledge Trophy	EA		12/2/2018	2000	0.00

List of open purchase order lines. Expected receipt dates are highlighted conditionally in relation to a given date.

Sample Report

Warehouse Items Shipped

Warehouse Shipments- Items Shipped

Run Date: 8/9/2018

Destination Type Customer Location	Shipment Date 7/23/2007 7/5/2010 1/1/2011	Shipping A... Complete Partial	Location Code GREEN WHITE YELLOW	Bin Code W-09-0002 W-09-0001	Status Partially Shipped Completely Pic...
---	---	---	--	---	---

Shipping Advice	No.	Item No.	Destination Type	Description	Status	Qty. to Ship	Qty. Shipped	Item Weight (lbs.)
Partial	SH000001	1908-S	Customer	LONDON Swivel Chair, blue		0	0	0
		1906-S	Customer	ATHENS Mobile Pedestal		0	0	0
		80100	Customer	Printing Paper		0	0	0
	SH000002	80100	Customer	Printing Paper		0	0	0
		1964-S	Customer	TOKYO Gastestuhl, Blau		0	0	0
		1996-S	Customer	ATLANTA Whiteboard, base		0	0	0
	SH000004	1968-S	Customer	MEXICO Swivel Chair, black		0	0	0
		LS-120	Customer	Loudspeaker, Black, 120W	Completely Picked	8	0	528
		LS-10PC	Customer	Loudspeakers, White for PC	Completely Picked	50	0	200
	WS0700637	1908-S	Customer	LONDON Swivel Chair, blue	Partially Shipped	0	1	0
Complete	WS1000788	1908-S	Location	LONDON Swivel Chair, blue	Partially Shipped	0	18	0
	SH000003	LS-MAN-10	Customer	Manual for Loudspeakers	Completely Picked	4	0	4.8
		LS-75	Customer	Loudspeaker, Cherry, 75W	Completely Picked	10	0	160
		LS-120	Customer	Loudspeaker, Black, 120W	Completely Picked	6	0	396

Provides information on Item Shipments. Slicers can be used to filter on destination type, shipment date, shipping advice, location, bin code, and status.

Sample Report

Inventory Location by Quantity on Hand

Inventory Quantity on Hand by Location

Report Created: 9/15/16 8:13 AM
Location Code BLUE..YELLOW
Item No. *
QOH < > 0

Item No.	Description	U of M	Location	QOH	Unit Cost	Estimated Item Value
C100002	Border Style	EA		111	\$31.31	\$1,346
			LA-WHSE1	17		\$532
			NY-WHSE1	26		\$814
C100003	Cherry Finish Frame	EA		1647	\$31.50	\$49,304
			LA-WHSE1	1		\$32
			LON-WHSE1	43		\$1,355
			NY-WHSE1	85		\$2,678
			NY-WHSE2	1436		\$45,240
C100004	Walnut Medallion Plate	EA		433	\$29.17	\$10,645
			LA-WHSE1	23		\$671
			LON-WHSE1	49		\$1,429
			NY-WHSE1	19		\$554
			NY-WHSE2	274		\$7,991

Provides an overview of warehouse inventory location by quantity on hand.

Sample Report

Inventory Movement by Location

Inventory Movement by Location							
<u>All Locations</u>		Report Created 11/4/2015					
		Date Range 1/1/2013..1/12/2013					
		Item No. *					
		Warehouse Filter *					
Item No.	Item Description	U of M	Posting Date	Entry No.	Source Type	Source No	Customer
C100002	Border Style	EA					
			11/2013	46118	Vendor	V100040	Technische Betriebe Rotkreuz
			11/2013	68145	Vendor	V100040	Technische Betriebe Rotkreuz
			11/2013	721	Customer	C100037	Tempsons Tropies
C100003	Cherry Finish Frame	EA					
			11/2013	46117	Vendor	V100040	Technische Betriebe Rotkreuz
			11/2013	46132	Vendor	V100007	TrendTech
			11/2013	46144	Vendor	V100001	Greigner, Inc.
			11/2013	68144	Vendor	V100040	Technische Betriebe Rotkreuz
			11/2013	68155	Vendor	V100007	TrendTech
C100004	Walnut Medallian Plate	EA					
			11/2013	46116	Vendor	V100040	Technische Betriebe Rotkreuz
			11/2013	46131	Vendor	V100007	TrendTech
			11/2013	46143	Vendor	V100001	Greigner, Inc.
			11/2013	68132	Vendor	V100009	Malay-Dan Export Unit Sdn Bhd
			11/2013	68143	Vendor	V100040	Technische Betriebe Rotkreuz
			11/2013	68154	Vendor	V100007	TrendTech
			11/2013	68163	Vendor	V100001	Greigner, Inc.

Provides info about Item Movement with a separate sheet for each location.

Sample Report

Service Warranty for Customers

Service Warranty for Customers- Renewal Opportunities

Service Zone Code	(All)	▼
Responsibility Center	(All)	▼
Service Item Group Code	(All)	▼

Customer - Name	Contract No.	Next Planned Service Date	Service Period	Warranty Ending Date (Labor)	Warranty Ending Date (Parts)	Serial No.	Description
The Cannon Group PLC	SC00001	6/30/2011 1M		11/30/2012	11/30/2012	AS764789	Enterprise Computer 667 MHz
				1/1/2012	1/1/2012	123456789	Drive 250MB
	SC00002	6/30/2011 1M		6/30/2012	6/30/2012	121000	Computer III 533 MHz
				6/30/2012	6/30/2012		Computer III 600 MHz
				6/30/2012	6/30/2012	MCM-060267	17" M780 Monitor
				6/30/2012	6/30/2012	MCM-220791	17" M780 Monitor
				6/30/2012	6/30/2012	MCM-290767	17" M780 Monitor
				6/30/2012	6/30/2012	MCM-58746	17" M780 Monitor
				6/30/2012	6/30/2012	MCM-652587	17" M780 Monitor
				6/30/2012	6/30/2012	MCM-652587	17" M780 Monitor
	SC00007	1/16/2012 3M		1/16/2013	1/16/2013	SN 517078	Computer III 866 MHz
				1/16/2013	1/16/2013	SNM2453	24" Ultrascan
Selangorian Ltd.	SC00003	1/6/2012 3M		1/6/2013	1/6/2013	SK986530	Computer III 600 MHz
Deerfield Graphics Company	SC00005	12/1/2011 3M	(blank)	(blank)	(blank)	1234567	Graphic Program
				1/6/2013	1/6/2013	AT73938372-01	Team Work Computer 533 MHz
				6/2/2012	6/2/2012	121001	Computer III 533 MHz
				7/2/2012	7/2/2012	121002	Computer III 533 MHz
				8/16/2012	8/16/2012	SP9865303	Computer III 733 MHz
				8/16/2012	8/16/2012	M890002	Computer III 800 MHz
Guildford Water Department	SC00006	1/26/2012 3M		4/13/2012	4/13/2012	M890001	Computer III 800 MHz
				1/26/2013	1/26/2013	AT8363929-93	Team Work Computer 533 MHz
				1/16/2013	1/16/2013	121003	Computer III 533 MHz
				11/26/2012	11/26/2012	HP739038762	Computer III 866 MHz
				8/2/2012	8/2/2012	HP83738020	Computer III 866 MHz

Customer service warranty renewal view.

Vendor Rising Stars and Falling Stars

VENDORS with the largest increase in activity

from 01/01/2017..12/01/2017 to 01/01/2018..12/01/2018

Vendor Posting Group *
Country Code *

Sorted by Amount

Rank	Vendor No.	Vendor Name	Purchases		Increase in Purchases	Variance (%)	01/01/2018..12/01/2018
			01/01/2017..12/01/2017	01/01/2018..12/01/2018			
1	0	Greigner, Inc.	2,472,761	3,455,849	983,087	40%	
2	0	TrendTech	1,612,135	2,326,217	714,082	44%	
3	0	Technische Betriebe Rotkreuz	1,195,283	1,597,551	402,269	34%	
4	0	LogoMasters	928,350	1,306,851	378,501	41%	
5	0	WoodMart Supply Co.	214,219	311,314	97,095	45%	
6	0	Malay-Dan Export Unit Sdn Bhd	513,298	601,435	88,136	17%	
7	0	DHS Global Shipping	386,470	427,202	40,731	11%	
8	0	Lion Marketing	630,808	657,992	27,184	4%	
9	0	AMEX	135,504	138,604	3,100	2%	

Vendors with purchase activity of less than 100 not shown

Display of vendors with the largest growth – and vendors with the largest decline across two time periods

Status of Shipments

Status of Shipments

Report Date:

8/8/2018

Status

Released

(blank)

Location Code

NY-WHSE2 NY-WHSE1

LON-WHSE1 LA-WHSE1

ATL-WHSE2 ATL-WHSE1

Document Type

Credit Memo

Order

(blank)

Sell-to Customer Name	Sell-to Customer Name	Document Type	No.	Shipment Date	Status	Shipping Time	Shipment Method Code
Bainbridges	Votive Systems	Order	S10964	1/7/2013	Released		
			S10964	2/13/2013	Released		
			S10964	3/31/2013	Released		
			S10964	7/27/2013	Released		
			S10964	4/5/2013	Released		EXW
Selangorian Ltd.	Order		S10964	5/31/2013	Released		EXW
			S10966	11/9/2013	Released		EXW
			S10966	6/30/2013	Released		
Triton Industries	Order		S10966	8/31/2013	Released		
			S10966	10/31/2013	Released		
			S10967	11/7/2013	Released		EXW
London Candoxy Stores	Order		S10968	8/31/2013	Released		EXW
			S10967	2/9/2013	Released		EXW
Showmasters	Order		S10967	3/27/2013	Released		EXW
			S10968	4/30/2013	Released		EXW
			S10968	11/30/2013	Released		EXW
Stanfords	Order		S10968	5/31/2013	Released		
			S10968	7/31/2013	Released		
			S10968	9/30/2013	Released		
Stutringers	Order		S10968	6/30/2013	Released		EXW
			S10968	10/31/2013	Released		EXW
Deerfield Graphics Corp	Order		S10970	1/31/2013	Released		EXW
			S10970	2/28/2013	Released		EXW

Status of shipments to customers including the shipping date and time.

Sample Report

Inventory Availability

Inventory Availability as of 09/12/2017

Gen. Prod. P...		Reordering ...		Replenishment S...		Vendor - Name		
ASSEM		Lot-for-Lot		Prod Order		LogoMasters	Davis Supplies	Affordable Granite
RETAIL		Fixed Reorder Qty.		Purchase		(blank)	(blank)	Service Electronics Ltd
PAW/MAT				(blank)		Lynette Lampier AG	London Postmaster	Kinnear's Trainducts AB

Qty.	Description	Base UOM	Vendor - Name	Quantity on Hand	Qty. on Purch. Order	Qty. on Prod. Order	Qty. on Component Lines	Qty. on Sales Order	Qty. on Service Order	Reorder Quantity
C100001	Antique Style Plaque	EA		1,850	0	0	0	0	0	0
C100002	Border Style	EA		4,851	0	0	0	0	0	0
C100003	Cherry Finish Frame	EA		8,104	0	0	0	0	0	0
C100004	Walnut Medallion Plate	EA		11,300	0	0	0	0	0	0
C100005	Cherry Finished Crystal Award	EA		4,705	0	0	0	0	0	0
C100006	Cherry Finished Crystal Award- Large	EA		3,710	0	0	0	0	0	0
C100007	7.5" Bud Vase	EA		9,341	0	0	0	0	0	0
C100008	Glacier Vase	EA		8,810	0	0	0	0	0	0
C100009	Normandy Vase	EA		5,174	0	0	0	0	0	0
C100010	Wisper-Cut Vase	EA		4,345	0	0	0	0	0	0
C100011	Winter Frost Vase	EA		2,848	0	0	0	0	0	0
C100012	Expandable Attache	EA		4,350	0	0	0	0	0	0
C100013	Business Messenger Bag	EA		4,350	0	0	0	0	0	0
C100014	Canvas Field Bag	EA		9,550	0	0	0	0	0	0
C100015	Leather Shoulder Bag	EA		4,350	0	0	0	0	0	0
C100016	Leather & Canvas Brief Case	EA		4,350	0	0	0	0	0	0
C100017	Wheeled Duffel	EA		3,772	0	0	0	0	0	0
C100018	Action Sport Duffel	EA		9,427	0	0	0	0	0	0
C100019	Black Duffel Bag	EA		5,405	0	0	0	0	0	0
C100020	Gym Locker Bag	EA		12,776	0	0	0	0	0	0
C100021	Canvas Boat Bag	EA		10,432	0	0	0	0	0	0
C100022	Two-Toned Cap	EA		11,104	0	0	0	0	0	0
C100023	Two-Toned Knit Hat	EA		24,369	0	0	0	2070	0	0
C100024	Knit Hat with Bill	EA		10,937	0	0	0	0	0	0
C100025	Striped Knit Hat	EA		25,795	0	0	0	3863	0	0
C100026	Fleece Beanie	EA		24,883	0	0	0	2572	0	0
C100027	Pique Visor	EA		12,681	0	0	0	0	0	0
C100028	Twill Visor	EA		26,414	0	0	0	2196	0	0
C100029	Distressed Twill Visor	EA		22,410	0	0	0	3423	0	0
C100030	Fashion Visor	EA		24,495	0	0	0	1271	0	0
C100031	Cavalier Watch	EA		16,952	0	0	0	0	0	0
C100032	Clip-on Clock	EA		17,988	0	0	0	0	0	0
C100033	Frames & Clock	EA		21,963	0	0	0	2332	0	0
C100034	Clock & Pen Holder	EA		5,572	0	0	0	0	0	0
C100035	Calculator & World Time Clock	EA		23,776	0	0	0	2325	0	0
C100036	Clock & Business Card Holder	EA		8,436	0	0	0	0	0	0
C100037	World Time Travel Alarm	EA		8,181	0	0	0	0	0	0
C100038	Foldable Travel Speakers	EA		9,127	0	0	0	0	0	0
C100039	Portable Speaker & MP3 Dock	EA		6,628	0	0	0	0	0	0
C100040	Channel Speaker System	EA		5,939	0	0	0	0	0	0
C100041	Folding Stereo Speakers	EA		8,104	0	0	0	0	0	0
C100042	Retractable Earbuds	EA		20,423	2000	0	0	2916	0	0
C100043	Pin-Travel Technology Set	EA		5,444	0	0	0	0	0	0
C100044	VOIP Headset with Mic	EA		21,090	0	0	0	1879	0	0
C100045	Wireless Headphones	EA		5,207	0	0	0	0	0	0
C100046	USB MP3 Player	EA		8,514	0	0	0	0	0	0
C100047	2GB MP3 Player	EA		6,800	0	0	0	0	0	0

Inventory availability for a specific date. This can be helpful for determining Inventory re-order point.

Sample Report

Inventory Turnover

Inventory Turnover									
Start Date:		01/01/2017							
End Date:		06/06/2017							
Run Date:		8/8/2018							
Location Code		Item Disc. Group		Gen. Prod. Postin...					
ATL-WHSE1				ASSEM					
AD-WHSE1				RETAIL					
Item Number	Description	Qty on Start Date	Qty on Hand	Average Inventory	Sales Qty	Neg. Adj.	Number of Turns	Profit %	
C100001	Antique Style Plaque	1,650	1,650	1,650	-	-	-	54	
C100002	Border Style	4,798	5,277	4,819	721	-	0.1	42	
C100003	Cherry Finish Frame	11,485	10,236	9,520	5,917	-	0.6	52	
C100004	Walnut Medallion Plate	14,101	13,038	12,145	6,964	-	0.6	48	
C100005	Cherry Finished Crystal Award	6,093	5,430	5,208	2,763	-	0.5	49	
C100006	Cherry Finished Crystal Award- Large	3,966	4,194	3,530	2,096	-	0.6	55	
C100007	7.5" Bud Vase	11,974	10,550	10,375	5,072	-	0.5	40	
C100008	Glacier Vase	10,914	9,819	9,753	5,095	-	0.5	53	
C100009	Normandy Vase	6,541	5,895	5,813	2,846	-	0.5	36	
C100010	Wisper-Cut Vase	5,338	4,716	4,793	2,122	-	0.4	52	
C100011	Winter Frost Vase	5,215	3,384	3,675	3,531	-	1.0	36	
C100012	Expandable Attache	4,350	4,350	4,350	-	-	-	47	
C100013	Business Messenger Bag	4,350	4,350	4,350	-	-	-	45	
C100014	Canvas Field Bag	12,929	11,232	10,947	7,791	-	0.7	51	
C100015	Leather Shoulder Bag	4,350	4,350	4,350	-	-	-	53	
C100016	Leather & Canvas Brief Case	4,350	4,350	4,350	-	-	-	49	
C100017	Wheeled Duffel	4,698	4,181	4,276	1,217	-	0.3	48	
C100018	Action Sport Duffel	12,174	11,663	11,132	5,061	-	0.5	51	
C100019	Black Duffel Bag	7,862	7,080	6,538	4,282	-	0.7	39	
C100020	Gym Locker Bag	15,766	16,820	14,304	6,296	-	0.4	44	
C100021	Canvas Boat Bag	12,924	11,943	11,578	6,581	-	0.6	33	
C100022	Two-Toned Cap	14,431	13,089	12,293	5,842	-	0.5	50	
C100023	Two-Toned Knit Hat	31,890	28,956	27,846	14,934	-	0.5	53	
C100024	Knit Hat with Bill	13,536	13,858	11,814	5,870	-	0.5	44	
C100025	Striped Knit Hat	35,568	32,002	29,975	20,066	-	0.7	54	
C100026	Fleece Beanie	30,937	29,893	28,002	14,044	-	0.5	36	
C100027	Pique Visor	15,391	13,445	13,194	6,946	-	0.5	51	
C100028	Twill Visor	31,925	30,121	28,028	13,960	-	0.5	53	

Inventory Turnover for a given period. This report helps to identify items which have fast or slow turnover. This can be helpful for determining purchases and inventory levels.

Item Returns to Vendor

Top Vendor Returns

By Quantity

Vendor Name	Vendor No.	Received Qty	Returned Quantity	Return Rate (Quantity based)	
PURE-LOOK	V100023	37,400	-		0%
WoodMart Supply Co.	V100047	160,800	-		0%
Mundersand Corporation	V100004	300	-		0%
LogoMasters	V100003	853,700	-		0%
Marley Printing, Inc	V100002	1,950	-		0%
TrendTech	V100007	586,400	-		0%
Club Euroamis	V100025	43,000	-		0%
Malay-Dan Export Unit Sdn Bhd	V100009	220,300	-		0%
Greigner, Inc.	V100001	2,321,900	-		0%
Technische Betriebe Rotkreuz	V100040	565,800	-		0%
Grand Total		4,791,550	-		0%

By Amount

Vendor Name	Vendor No.	Purchase Amount (Actual)	Returned Amount (Actual)	Return Rate (Amount Based)	
PURE-LOOK	V100023	373,600	-		0%
WoodMart Supply Co.	V100047	316,929	-		0%
Mundersand Corporation	V100004	2,699	-		0%
LogoMasters	V100003	2,303,277	-		0%
Marley Printing, Inc	V100002	1,720	-		0%
TrendTech	V100007	3,055,030	-		0%
Club Euroamis	V100025	59,706	-		0%
Malay-Dan Export Unit Sdn Bhd	V100009	1,022,238	-		0%
Greigner, Inc.	V100001	5,734,421	-		0%
Technische Betriebe Rotkreuz	V100040	2,667,925	-		0%
Grand Total		15,537,546	-		0%

Items and vendors with the highest rate of return for a period. This report can be useful for identifying quality issues.

Sample Report

Items Pending by Sales Document

Items Pending in Sales Documents - by Customer

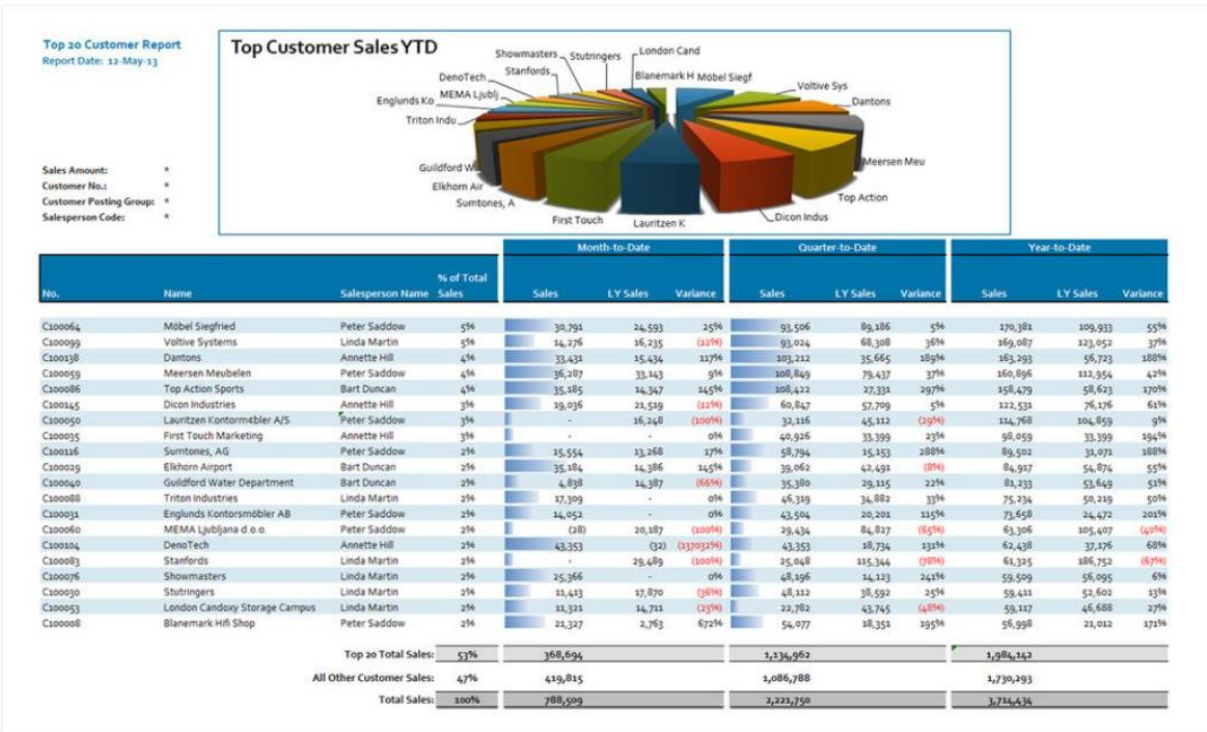
Customer - Name					
AlphaQuote	Bainbridges	Bargottis			
Basingers	BEI Outfitters	Blanemark Hifi Shop			
Blesmore Systems	Candoxy Kontor A/S	Candoxy Nederland BV			
Carl Anthony	Centromerkur d.o.o.	City Of Chicago			
Corporación Beta	Cronus Cardoxy Procurement	Cronus Cardoxy Sales			

Sales Order Quantity	Document Type					
Description	No.	Sales Header - Document Date	Credit Memo	Order	Grand Total	
Border Style	C100002	1/31/2014		48	48	
		6/30/2014		6	6	
		7/31/2014		24	24	
		8/31/2014		60	60	
		3/31/2013		24	24	
		5/13/2013		48	48	
		6/30/2013		192	192	
		8/11/2013		48	48	
		10/31/2013		48	48	
		8/3/2014		144	144	
		9/30/2014		144	144	
		12/5/2014		1	1	
		12/27/2014		144	144	
		2/28/2015		48	48	
		7/31/2013		24	24	
		7/27/2013		144	144	
		11/30/2013		48	48	
		3/31/2014		54	54	

Provides info on what items are pending in a sales order and is filtered by customer and by item.

Sample Report

Top Customer Sales Analysis



Top sales customer analysis includes month-to-date, quarter-to-date, and year-to-date comparisons to last year same time periods.

Customer Sales Rank Contribution

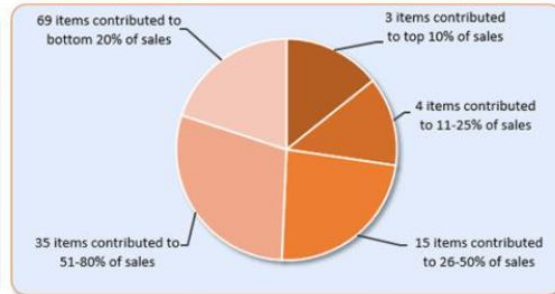


Displays of customer sales for a given time period in descending order by sales. It then buckets the sales into relatable percentage ranges to visually present the impact of the top customers on a company's overall sales.

Item Sales Rank Contribution

Item Period Sales Rank

Period: 01/01/2012..12/12/2012

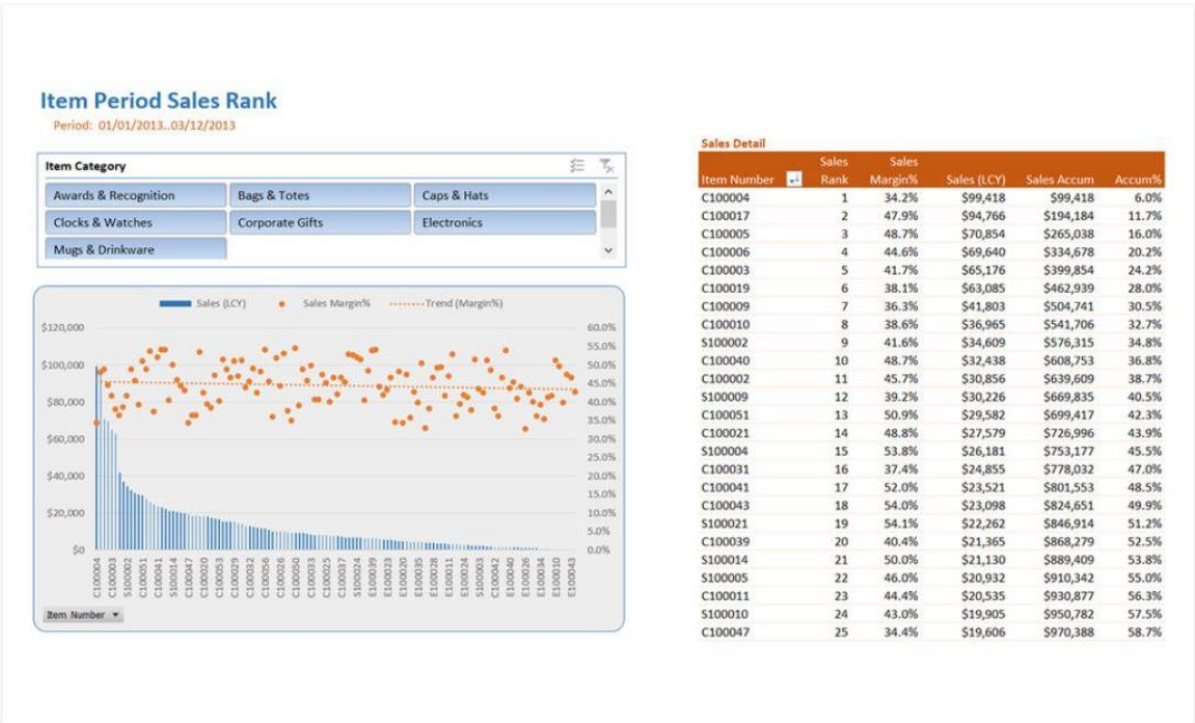


Item Number	Sales Rank	Sales Margin%	Sales (LCY)	Sales Accum	Accum%	COGS (LCY)
C100006	1	45.0%	\$483,141	\$483,141	5.5%	\$265,942
C100005	2	50.0%	\$392,063	\$875,204	9.9%	\$196,124
C100004	3	35.2%	\$386,996	\$1,262,200	14.3%	\$250,670
C100003	4	42.2%	\$356,535	\$1,618,734	18.3%	\$206,005
C100017	5	48.1%	\$289,387	\$1,908,121	21.6%	\$150,182
C100019	6	36.8%	\$259,201	\$2,167,322	24.5%	\$163,820
C100011	7	46.3%	\$243,732	\$2,411,055	27.3%	\$130,936
C100051	8	51.0%	\$212,375	\$2,623,430	29.7%	\$104,082
C100031	9	37.2%	\$175,353	\$2,798,783	31.7%	\$110,154
C100002	10	46.6%	\$174,863	\$2,973,646	33.7%	\$93,420

Display of item sales for a given time period in descending order by sales. It then buckets the sales into relatable percentage ranges to visually present the impact of the top items on a company's overall sales.



Sample Report

Item Sales Rank and Margin



Year Over Year Sales by Salesperson

Year over Year Sales by Salesperson

Salesperson Code  

AH	BD	JR
LM	MD	PS
RH	(blank)	

Customer Name	Customer Number	Salesperson Code	Current Sales	Last Year Sales	YoY Variance
AlphaQuote	C100103	JR	127,565	172,254	(44,689)
Antarcticopy	C100002	PS	-	-	-
Antonios	C100003	PS	-	-	-
Atwaters	C100004	LM	-	-	-
Autohaus Mielberg KG	C100005	PS	-	-	-
Bainbridges	C100012	BD	211,680	111,305	100,374
Bargottis	C100141	JR	207,217	338,559	(131,342)
Basingers	C100112	MD	144,812	88,028	56,784
Beef House	C100006	RH	-	-	-
BEI Outfitters	C100102	AH	189,005	119,307	69,697
Bilabankinn	C100007	RH	-	-	-
BlackCane Motor Works	C100098	AH	120,687	166,443	(45,756)
Blanemark Hifi Shop	C100008	PS	222,186	169,925	52,261
Blastingers, Inc.	C100009	BD	-	-	-
Blesmore Systems	C100144	MD	159,674	211,130	(51,456)
BYT-KOMPLET s.r.o.	C100010	JR	-	-	-
Candoxy Canada Inc.	C100011	AH	-	-	-
Candoxy Kontor A/S	C100013	PS	66,295	53,959	12,336
Candoxy Nederland BV	C100014	PS	80,586	68,008	12,578

Provides info about current year vs last year's sales and is filtered by Salesperson.

Sample Report

Items Sold by Customer by Document

Items Sold- Grouped by Customer and Document Number

Posting Date 1/1/2014..1/12/2014

Customer- Name	Document No.	Posting Date	Item - No.	Description	Qty. ps	U of M	Unit Cost	Quantity	COGS	Discount %	Discount Amount	Total Sales
Tilton Industries	SL_103521	1/11/2014	C100004	Walnut Medallion Plate	1	EA	30.60	1	30.60	8	3.75	43.07
			C100036	Clock & Business Card Holder	1	EA	4.68	144	673.92	8	94.92	1,091.64
			C100037	World Time Travel Alarm	1	EA	5.40	144	777.60	8	118.20	1,359.24
			E100020	Flip-up Travel Alarm	1	EA	4.68	144	673.92	8	82.48	948.56
			E100019	Mini Travel Alarm	1	EA	1.62	2	3.24	8	0.40	4.58
			C100051	Bamboo Digital Picture Frame	1	EA	24.32	144	3,502.08	8	579.92	6,669.04
			C100044	VOIP Headset with Mic	1	EA	1.20	24	28.80	8	4.34	49.90
			C100040	Channel Speaker System	1	EA	20.77	1	20.77	8	3.29	37.83
			C100033	Frames & Clock	1	EA	2.88	144	414.72	8	767.60	767.60
			C100039	Portable Speaker & MP3 Dock	1	EA	8.40	288	2,419.20	8	327.17	3,762.43
Tilton Industries Total							104.55	1036	108,313.80	80	1,281.17	14,733.35
Veltive Systems	SL_103599	1/3/2014	C100004	Walnut Medallion Plate	1	EA	30.60	1	30.60	5	2.34	44.48
			C100002	Border Style	1	EA	31.95	48	1,533.60	5	139.56	2,651.64
			E100022	Wide Screen Alarm Clock	1	EA	1.28	2	2.56	5	0.25	4.75
			C100037	World Time Travel Alarm	1	EA	5.40	48	259.20	5	24.62	467.86
			E100020	Flip-up Travel Alarm	1	EA	4.68	1	4.68	5	0.36	6.80
			C100054	Cherry Finish Photo Frame & Clock	1	EA	13.44	12	161.28	5	13.46	255.82
			C100053	Book Style Photo Frame & Clock	1	EA	12.04	1	12.04	5	1.01	19.22
			C100055	Silver Plated Photo Frame	1	EA	20.70	1	20.70	5	2.25	42.67
			C100044	VOIP Headset with Mic	1	EA	1.20	24	28.80	5	2.71	51.53
			C100033	Frames & Clock	1	EA	2.88	1	2.88	5	0.29	5.50
Veltive Systems Total							124.17	139	17,259.63	50	186.85	3,550.27
Seron Kamstrol AG	SL_104619	1/7/2014	E100022	Wide Screen Alarm Clock	1	EA	0.96	2	1.92	2	0.08	3.68
			E100021	Slim Travel Alarm	1	EA	1.08	6	6.49	2	0.22	10.74
			E100020	Flip-up Travel Alarm	1	EA	3.52	144	506.45	2	15.49	759.23
			E100019	Mini Travel Alarm	1	EA	1.22	1	1.22	2	0.04	1.83
			C100053	Book Style Photo Frame & Clock	1	EA	9.05	1	9.05	2	0.30	14.90
			C100052	Black Digital Picture Frame	1	EA	16.77	48	805.06	2	27.85	1,364.77
			C100044	VOIP Headset with Mic	1	EA	0.90	1	0.90	2	0.03	1.67
			C100048	USB MP3 Player	1	EA	5.79	144	833.18	2	34.32	1,681.87
			C100040	Channel Speaker System	1	EA	15.61	12	187.28	2	7.42	363.37

List of items sold grouped by customer and document within a specified date range. Cost of goods sold and sales amount are values.

Customer AR Collections

Customer AR Collections					
Name		Customer Pos...	Payment T...	Journal Batch Name	
AlphaQuote	Bainbridges	EU	14 DAYS		
Bargottis	Basingers	NA	18 DAYS		
BEI Outfitters	BlackCane Motor Wo...	OTHER	1M(8D)		

Customer Info	Document No.	Posting Date	Due Date	Original Amt. (LCY)	Remaining Amt. (LCY)
Mr. Jim Stewart					
CI00040					
Guildford Water Department					
25 Water Way					
Atlanta					
US					
Credit Memo SC100693	SC_100588	1/31/2011	1/31/2011	\$ (21)	\$ (21)
Credit Memo SC100705	SC_100600	1/17/2012	1/17/2012	\$ (34)	\$ (34)
Order SI07240	SI_105291	12/17/2013	12/31/2013	\$ 21,291	\$ 21,291
Order SI07244	SI_105295	12/31/2013	1/14/2014	\$ 21,291	\$ 21,291
Order SI09245	SI_107296	12/31/2013	1/14/2014	\$ 21,291	\$ 21,291
Order SI07246	SI_105297	1/7/2014	1/21/2014	\$ 20,184	\$ 20,184

Summary of remaining amounts on Customer Orders. Slicers can be used to filter on customer name, posting group, and payment terms.

Sample Report

Sales Opportunities

Opportunities Won & Lost

Salesperson Name		No.				
Bart Duncan	Debra L. Core	OP100015	OP100016	OP100017	OP100018	OP100019
John Roberts	Peter Saddow	OP100020	OP100021	OP100037	OP100038	OP100039
		OP100040	OP100041	OP100042	OP100043	OP100044

Closed	TRUE
--------	------

Count of No.	Salesperson Name	Priority	Contact Company Name	Description	Date Closed	Status	Won	Lost
	Bart Duncan	Normal	Bilabankinn	Innsbruck Storage units	10/24/2011		1	1
				2 guest chairs	1/21/2012		1	1
	Peter Saddow	High	Helguera Industrial	30 chairs, blue	1/24/2012		1	1
		Low	The Cannon Group PLC	Assembling furniture	1/26/2012		1	
			Guildford Water Department	Furniture to sales department	1/20/2012		1	
		Normal	The Cannon Group PLC	Furniture for the conference	1/11/2012		1	
			Selangorian Ltd.	Assembling furniture	1/21/2012		1	
			John Haddock Insurance Co.	Assembling furniture	1/20/2012		1	
	John Roberts	Normal	Designstudio Gmunden	Compl. conference arrangement	1/16/2012		1	
			Antarcticopy	Lamps for the canteen	1/21/2012			1
			Progressive Home Furnishings	Conference table	10/16/2011			1
		High	BYT-KOMPLET s.r.o.	Chairs for the canteen	1/12/2012		1	
			Woonboulevard Kuitenbrouwer	New office system	10/3/2011			1
	Debra L. Core	Normal	Helguera Industrial	Complete storage system	1/16/2012			1
		High	Helmlispryd	Lamps for the manager office	11/20/2011			1
Grand Total							7	

Provides win/loss information on closed sales opportunities and detailed information on open sales opportunities.

Sample Report

Warehouse Items Shipped

Warehouse Shipments- Items Shipped

Run Date: 8/9/2018

Destination Type Customer Location	Shipment Date 7/23/2007 7/5/2010 1/1/2011	Shipping A... Complete Partial	Location Code GREEN WHITE YELLOW	Bin Code W-09-0002 W-09-0001	Status Partially Shipped Completely Pic...
---	---	---	--	---	---

Shipping Advice	No.	Item No.	Destination Type	Description	Status	Qty. to Ship	Qty. Shipped	Item Weight (lbs.)
Partial	SH000001	1908-S	Customer	LONDON Swivel Chair, blue		0	0	0
		1906-S	Customer	ATHENS Mobile Pedestal		0	0	0
		80100	Customer	Printing Paper		0	0	0
	SH000002	80100	Customer	Printing Paper		0	0	0
		1964-S	Customer	TOKYO Gastestuhl, Blau		0	0	0
		1996-S	Customer	ATLANTA Whiteboard, base		0	0	0
		1968-S	Customer	MEXICO Swivel Chair, black		0	0	0
	SH000004	LS-120	Customer	Loudspeaker, Black, 120W	Completely Picked	8	0	528
		LS-10PC	Customer	Loudspeakers, White for PC	Completely Picked	50	0	200
	WS0700637	1908-S	Customer	LONDON Swivel Chair, blue	Partially Shipped	0	1	0
Complete	WS1000788	1908-S	Location	LONDON Swivel Chair, blue	Partially Shipped	0	18	0
	SH000003	LS-MAN-10	Customer	Manual for Loudspeakers	Completely Picked	4	0	4.8
		LS-75	Customer	Loudspeaker, Cherry, 75W	Completely Picked	10	0	160
		LS-120	Customer	Loudspeaker, Black, 120W	Completely Picked	6	0	396

Provides information on Item Shipments. Slicers can be used to filter on destination type, shipment date, shipping advice, location, bin code, and status.

Sample Report

Vendor Payment History

Vendor Payments History

Posting D...

1/1/2013

1/16/2013

2/10/2013

2/12/2013

2/20/2013

2/21/2013

2/22/2013

2/27/2013

3/8/2013

4/2/2013

Closed at Date (All)

Open

FALSE

Vendor No.

Vendor - Name

Due Date

Document Type

Document No.

Description

Credit Amount (LC)

Debit Amount (LC)

V100009

Malay-Dan Export Unit Sdn Bhd

1/31/2013

Invoice

PI_102826

Order PO102826

3,454.95

-

1/31/2013

Invoice

PI_102852

Order PO102852

6,297.60

-

1/31/2013

Invoice

PI_102882

Order PO102882

13,117.35

-

1/31/2013

Invoice

PI_102911

Order PO102911

14,250.08

-

4/30/2013

Invoice

PI_102832

Order PO102832

26,402.16

-

4/30/2013

Invoice

PI_102859

Order PO102859

5,018.06

-

4/30/2013

Invoice

PI_102890

Order PO102890

11,604.31

-

4/30/2013

Invoice

PI_102919

Order PO102919

24,240.15

-

3/8/2013

Payment

GP100396

Malay-Dan Export Unit Sdn Bhd March Payme

-

43,319.98

V100040

Technische Betriebe Rotkreuz

1/31/2013

Invoice

PI_102827

Order PO102827

93,852.73

-

1/31/2013

Invoice

PI_102853

Order PO102853

14,111.54

-

1/31/2013

Invoice

PI_102883

Order PO102883

27,308.36

-

1/31/2013

Invoice

PI_102912

Order PO102912

15,876.22

-

1/31/2013

Invoice

PI_102942

Order PO102942

61,805.06

-

1/31/2013

Invoice

PI_102969

Order PO102969

5,032.65

-

1/31/2013

Invoice

PI_102993

Order PO102993

2,513.80

-

4/30/2013

Invoice

PI_102833

Order PO102833

106,491.74

-

4/30/2013

Invoice

PI_102860

Order PO102860

31,988.14

-

4/30/2013

Invoice

PI_102891

Order PO102891

40,970.36

-

4/30/2013

Invoice

PI_102910

Order PO102910

34,542.18

-

4/30/2013

Invoice

PI_102947

Order PO102947

41,101.30

-

4/30/2013

Invoice

PI_102974

Order PO102974

5,488.61

-

4/30/2013

Invoice

PI_103001

Order PO103001

4,777.44

-

2/20/2013

Payment

GP100480

Technische Betriebe Rotkreuz February Paym

0.01

230,300.37

V100007

TrendTech

1/31/2013

Invoice

PI_102828

Order PO102828

69,689.76

-

1/31/2013

Invoice

PI_102854

Order PO102854

15,174.32

-

1/31/2013

Invoice

PI_102885

Order PO102885

17,184.30

-

1/31/2013

Invoice

PI_102914

Order PO102914

16,731.54

-

1/31/2013

Invoice

PI_102943

Order PO102943

38,525.76

-

1/31/2013

Invoice

PI_102995

Order PO102995

455.70

-

4/30/2013

Invoice

PI_102834

Order PO102834

43,542.38

-

4/30/2013

Invoice

PI_102862

Order PO102862

5,313.07

-

Vendor Po...

EU

NA

Source Code

PAYMENT.INL

PURCHASES

Provides information about payments made to Vendors, by posting date.

Sample Report

Sales Orders by Salesperson

Sales Orders By Salesperson

Salesperson/Purch...

Annette Hill

Bart Duncan

John Roberts

Linda Martin

Mary A. Dempsey

Peter Sadow

Roberto Hernandez

Posting Date

1/5/2017

1/6/2017

1/7/2017

1/8/2017

1/9/2017

1/10/2017

1/11/2017

1/12/2017

Document No.	Posting Date	Item/Resource No.	Item/Resource Description	Amount
SI_104832	1/10/2017	C100011	Winter Frost Vase	\$9,241
		E100022	Wide Screen Alarm Clock	\$12
		E100019	Mini Travel Alarm	\$22
		C100055	Silver Plated Photo Frame	\$257
		C100052	Black Digital Picture Frame	\$309
		C100049	4GB MP3 Player	\$4,865
		C100047	2GB MP3 Player	\$25,845
C100007	7.5" Bud Vase	\$1,572		
SI_104832 Total				\$42,123
SI_104833	1/4/2017	C100032	Clip-on Clock	\$6
		E100018	Flexi-Clock & Clip	\$1
		E100022	Wide Screen Alarm Clock	\$1
		C100055	Silver Plated Photo Frame	\$1,383
		C100045	Wireless Headphones	\$2,922
		C100043	Pro-Travel Technology Set	\$23
		C100050	Clip-on MP3 Player	\$161
C100048	USB MP3 Player	\$216		
SI_104833 Total				\$4,715
SI_107876	1/10/2017	E100019	Mini Travel Alarm	\$287
		S100003	Soccer #1 Pin	\$127
		E100006	Budget Tote Bag	\$0
		E100009	Die-Cut Tote	\$0
		C100025	Striped Knit Hat	\$252
		C100028	Twill Visor	\$432
		E100011	Plastic Sun Visor	\$68
C100030	Fashion Visor	\$370		

Lists sales invoice details for a given date range. Slicers can be used to filter list by salesperson or posting date.

Sample Report

Item Sales by Product Group

Item Sales By Product Group-Year over Year

Item No. *

Gen. Prod. Posting Group *

Product Group Code *

1/1/2017..1/12/2017

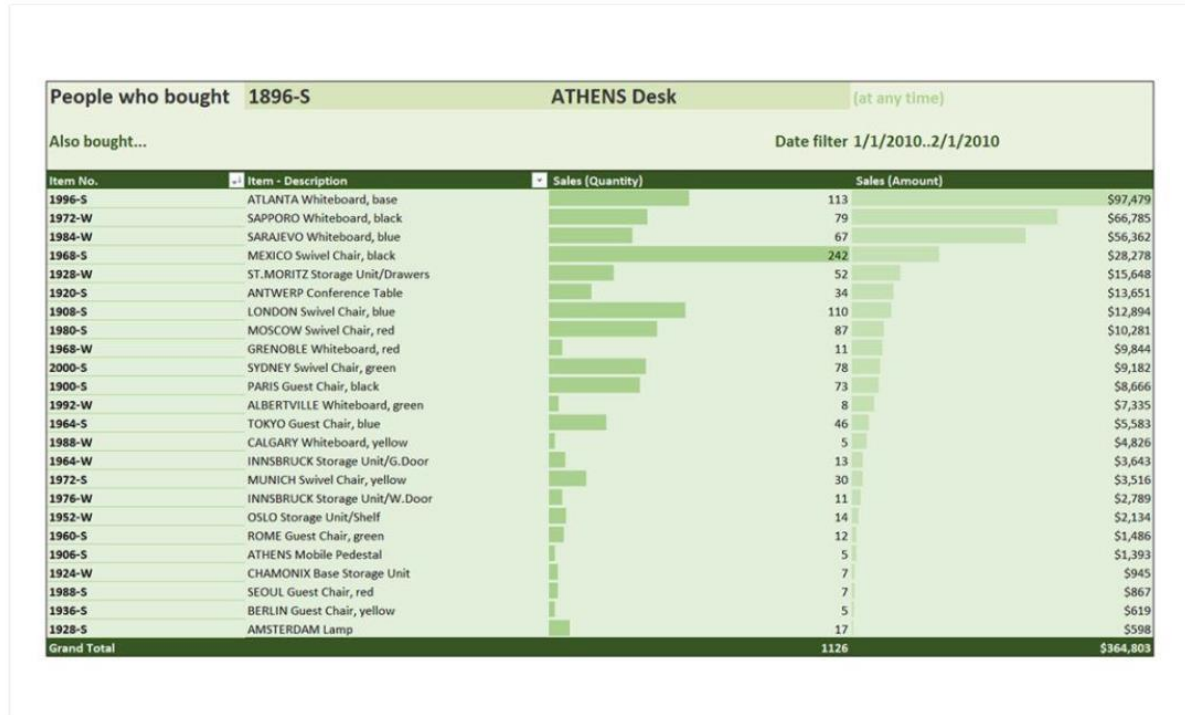
1/1/2016..1/12/2016

Product Group	Item No.	Description	Unit Cost	Sales Qty	Sales \$	Gross (\$)	Profit %	Sales Qty	Sales \$	Gross (\$)	Profit %	Sales Qty	Sales \$	Gross (\$)	Profit %
Change in															
Gross (\$)															
Profit %															
A-TROPHY															
	S200001	3.25" Lamp of Knowledge Trophy	\$7.01	1	9.60	2.59	27%	144	1,324.80	315.36	24%	(143) ▼	(1,315)	(313)	3.2%
	S200002	3.25" Apple Trophy	\$8.06	144	1,368.00	297.36	15%	0	-	-	0%	144 ▲	1,368	297	15.2%
	S200003	5" Male Graduate Trophy	\$6.56	0	-	-	0%	0	-	-	0%	-	-	-	0.0%
	S200004	5" Female Graduate Trophy	\$6.56	288	2,095.20	205.92	10%	144	1,036.80	92.16	9%	144 ▲	1,058	114	0.9%
	S200005	4.75" Spelling B Trophy	\$7.03	144	1,382.40	370.08	27%	144	1,324.80	312.48	24%	-	58	58	3.2%
	S200011	10.75" Star Riser Lamp of Knowledge Trophy	\$9.43	145	1,722.25	354.90	21%	0	-	-	0%	145 ▲	1,722	355	20.6%
	S200012	10.75" Star Riser Apple Trophy	\$10.48	192	2,352.00	339.84	14%	0	-	-	0%	192 ▲	2,352	340	14.4%
	S200018	10.75" Touth Riser Lamp of Knowledge Trophy	\$9.70	313	3,816.25	755.11	20%	144	1,656.00	247.68	15%	169	2,160	507	4.8%
	S200019	10.75" Touth Riser Apple Trophy	\$10.83	1	14.70	3.87	26%	48	662.40	142.56	22%	147	1,648	(139)	4.8%
	S200025	10.75" Column Lamp of Knowledge Trophy	\$8.15	144	1,411.20	237.60	17%	0	-	-	0%	144 ▲	1,411	239	16.8%
	S200026	10.75" Column Apple Trophy	\$11.30	193	2,793.90	613.00	22%	48	662.40	120.00	18%	145 ▲	2,132	493	3.8%
	A-TROPHY Total			1,565	16,965.50	3,090.27	18%	672	6,667.20	1,230.24	18%	893	10,298	1,860	-0.2%
BALL CAP															
	C100022	Two-Toned Cap	\$1.61	588	1,830.14	883.46	48%	289	850.97	385.68	45%	299	979	498	3.0%
	S100010	Golf Relaxed Cap	\$6.09	481	4,731.24	1,882.16	38%	576	5,689.96	2,182.37	38%	(95)	(959)	(380)	-0.3%
	S100011	All Star Cap	\$0.85	1,270	1,750.85	671.35	38%	1,448	2,009.48	778.68	39%	(178)	(259)	(107)	-0.4%
	S100012	Raw-Edge Patch BALL CAP	\$5.61	589	5,900.25	2,595.96	44%	576	5,877.25	2,445.89	43%	13	223	150	0.9%
	S100013	Mesh BALL CAP	\$3.44	578	3,652.84	1,664.52	46%	421	2,637.63	1,209.39	46%	157	995	435	0.1%
	BALL CAP Total			3,506	17,865.32	7,617.45	43%	3,330	16,885.29	7,002.01	41%	196	980	615	1.2%
BUCKET HAT															
	S100015	Raw-Edge Bucket Hat	\$3.64	493	3,480.74	1,686.22	48%	336	2,348.26	1,125.22	48%	157 ▲	1,132	561	0.5%
	S100016	Mesh Bucket Hat	\$2.75	578	2,777.59	1,188.09	43%	914	4,266.32	1,752.82	41%	(336) ▼	(1,489)	(545)	1.7%
	S100017	Microfiber Bucket Hat	\$4.76	624	4,459.89	1,489.65	33%	1,056	7,369.52	2,342.96	32%	(432) ▼	(2,930)	(973)	1.4%
	S100018	Crusher Bucket Hat	\$3.50	481	3,478.91	1,795.41	52%	877	6,142.22	3,072.72	50%	(396) ▼	(2,463)	(1,277)	1.6%
	S100019	Sportsman Bucket Hat	\$2.43	1,585	6,997.28	3,145.73	45%	1,631	7,274.49	3,262.56	45%	(66)	(277)	(117)	0.1%
	BUCKET HAT Total			3,761	21,194.41	9,305.10	44%	4,834	27,420.81	11,576.28	42%	(1,073)	(6,226)	(2,271)	1.7%

Provides information on item sales amounts, quantities, and gross profits for a user-defined date range and provides info for same date period, prior year (and YoY variance).

Sample Report

Customers who bought also bought



Provides insight into customer purchase habits.

Sample Report

Item Profitability by Customer

Item Profitability by Customer

Current Period vs. Same Period Prior Year

Customer Filter *

Item Filter *

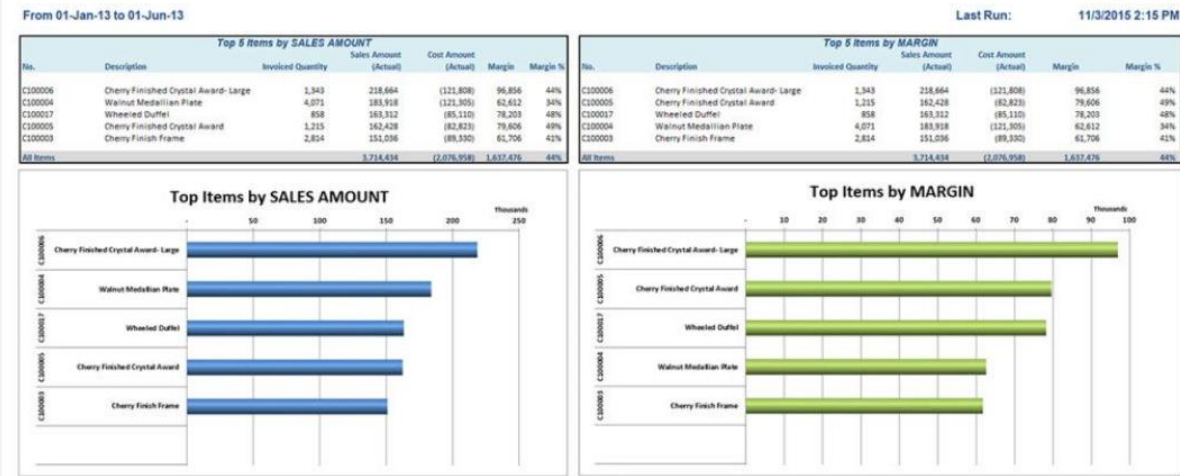
Cust. No.	Customer Name	Apr-01-13					Apr-01-12				
		Sales	Quantity	COGS	Profit \$	Profit %	Sales	Quantity	COGS	Profit \$	Profit %
C100012	Bainbridges										
	C100005 Cherry Finished Crystal Award	135	1	65	70	51.6%	-	-	-	-	
	C100024 Knit Hat with Bill	720	144	423	296	41.2%	-	-	-	-	
	C100028 Twill Visor	670	144	339	332	49.5%	(5)	(1)	(2)	(2)	48.5%
	E100011 Plastic Sun Visor	1	1	0	0	47.4%	-	-	-	-	
	E100016 4 Function Rotating Carabiner Watch	374	144	195	179	47.9%	-	-	-	-	
	S100006 Award Medallion - 3"	689	48	348	341	49.5%	-	-	-	-	
	S100008 Soccer Figure Trophy	945	144	488	458	48.4%	-	-	-	-	
	S100021 Translucent Stopwatch	665	144	303	361	54.3%	-	-	-	-	
	C100012 TOTAL:	4,199	770	2,162	2,037	48.5%	(5)	(1)	(2)	(2)	48.5%
C100014	Candoxy Nederland BV										
	C100004 Walnut Medallion Plate	-	-	-	-		7,630	168	5,016	2,614	34.3%
	C100031 Carabiner Watch	-	-	-	-		1,929	144	1,211	718	37.2%
	E100013 Clip-on Stopwatch	-	-	-	-		64	25	35	29	45.1%
	E100016 4 Function Rotating Carabiner Watch	-	-	-	-		15	6	8	7	47.4%
	S100005 Award Medallion - 2.5"	-	-	-	-		19	2	10	9	46.5%
	S100011 All Star Cap	(1)	(1)	(1)	(0)	32.5%	180	145	121	59	32.9%
	S100014 Chunky Knit Hat	-	-	-	-		1,462	144	728	734	50.2%
	S100015 Raw-Edge Bucket Hat	-	-	-	-		1,014	145	517	497	49.0%
	S100017 Microfiber Bucket Hat	(8)	(1)	(5)	(4)	43.9%	1,210	144	672	538	44.5%
	S100019 Sportsman Bucket Hat	-	-	-	-		5	1	2	3	53.0%
	C100014 TOTAL:	(10)	(2)	(6)	(4)	42.5%	13,528	924	8,320	5,208	38.5%

Monthly item profitability by customer compared to the same month in the prior year.

Sample Report

Top Items by Sales Volume and Margin

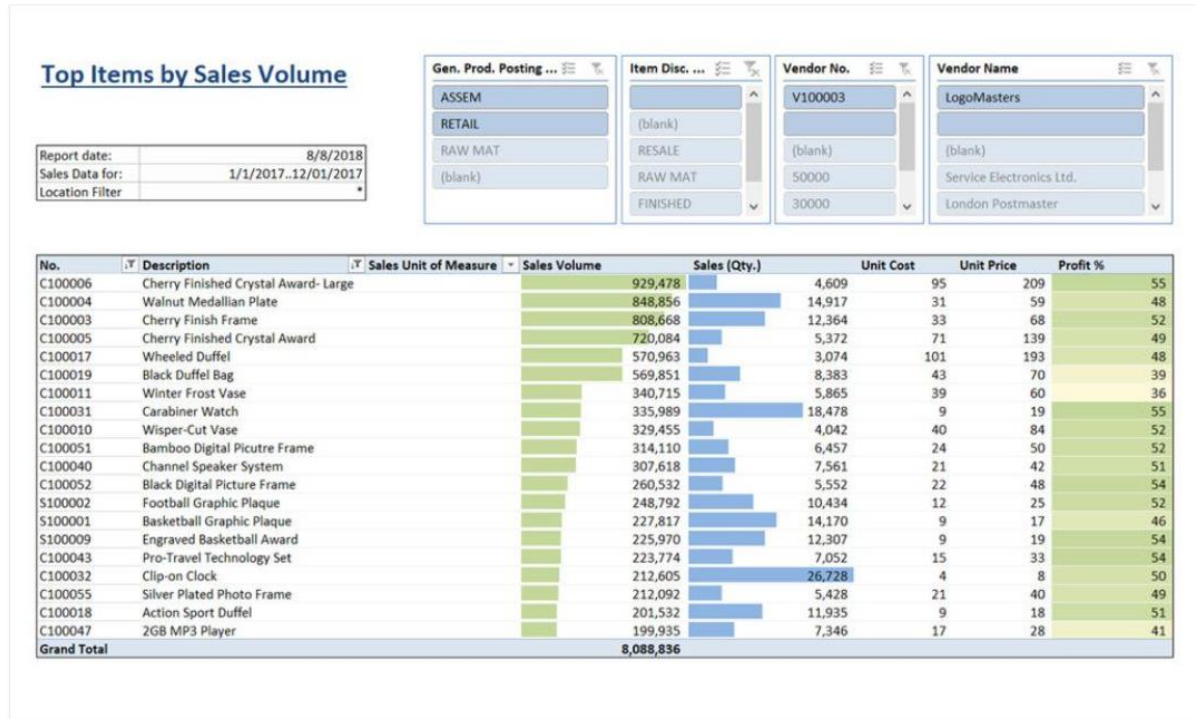
Top Items by Sales Amount and Margin



Details on the top "N" items by sales volume and by total contribution for a date period. The number "N" is a user-definable parameter.

Sample Report

Item Sales and Profit



Top Items by Sales Volume over a given date period.

Sample Report

Inventory Turnover

Inventory Turnover								
Start Date:		01/01/2017		Location Code		Item Disc. Group		Gen. Prod. Postin...
End Date:		06/06/2017		ATL-WHSE1				ASSEM
Run Date:		8/8/2018		AD-WHSE1				RETAIL
Item Number	Description	Qty on Start Date	Qty on Hand	Average Inventory	Sales Qty	Neg. Adj.	Number of Turns	Profit %
C100001	Antique Style Plaque	1,650	1,650	1,650	-	-	-	54
C100002	Border Style	4,798	5,277	4,819	721	-	0.1	42
C100003	Cherry Finish Frame	11,485	10,236	9,520	5,917	-	0.6	52
C100004	Walnut Medallion Plate	14,101	13,038	12,145	6,964	-	0.6	48
C100005	Cherry Finished Crystal Award	6,093	5,430	5,208	2,763	-	0.5	49
C100006	Cherry Finished Crystal Award- Large	3,966	4,194	3,530	2,096	-	0.6	55
C100007	7.5" Bud Vase	11,974	10,550	10,375	5,072	-	0.5	40
C100008	Glacier Vase	10,914	9,819	9,753	5,095	-	0.5	53
C100009	Normandy Vase	6,541	5,895	5,813	2,846	-	0.5	36
C100010	Wisper-Cut Vase	5,338	4,716	4,793	2,122	-	0.4	52
C100011	Winter Frost Vase	5,215	3,384	3,675	3,531	-	1.0	36
C100012	Expandable Attache	4,350	4,350	4,350	-	-	-	47
C100013	Business Messenger Bag	4,350	4,350	4,350	-	-	-	45
C100014	Canvas Field Bag	12,929	11,232	10,947	7,791	-	0.7	51
C100015	Leather Shoulder Bag	4,350	4,350	4,350	-	-	-	53
C100016	Leather & Canvas Brief Case	4,350	4,350	4,350	-	-	-	49
C100017	Wheeled Duffel	4,698	4,181	4,276	1,217	-	0.3	48
C100018	Action Sport Duffel	12,174	11,663	11,132	5,061	-	0.5	51
C100019	Black Duffel Bag	7,862	7,080	6,538	4,282	-	0.7	39
C100020	Gym Locker Bag	15,766	16,820	14,304	6,296	-	0.4	44
C100021	Canvas Boat Bag	12,924	11,943	11,578	6,581	-	0.6	33
C100022	Two-Toned Cap	14,431	13,089	12,293	5,842	-	0.5	50
C100023	Two-Toned Knit Hat	31,890	28,956	27,846	14,934	-	0.5	53
C100024	Knit Hat with Bill	13,536	13,858	11,814	5,870	-	0.5	44
C100025	Striped Knit Hat	35,568	32,002	29,975	20,066	-	0.7	54
C100026	Fleece Beanie	30,937	29,893	28,002	14,044	-	0.5	36
C100027	Pique Visor	15,391	13,445	13,194	6,946	-	0.5	51
C100028	Twill Visor	31,925	30,121	28,028	13,960	-	0.5	53

Inventory Turnover for a given period. This report helps to identify items which have fast or slow turnover. This can be helpful for determining purchases and inventory levels.

Sample Report

Item Returns by Customer

Top Customer Returns

By Quantity

Customer - Name	Customer No.	Sales Qty	Return Qty	Return Rate (Quantity based)
Elkhorn Airport	C100029	2,359	34	1%
Vollive Systems	C100099	3,223	45	1%
Top Action Sports	C100086	3,209	26	1%
Dantoms	C100138	2,530	19	1%
The Cannon Group PLC	C100084	5,084	32	1%
Stanfords	C100083	3,206	19	1%
Englunds Kontorsmöbler AB	C100031	2,317	11	0%
Office Solutions	C100066	2,215	7	0%
Hotspot Systems	C100130	-	56	0%
Super Daves	C100140	8,712	-	0%
Basingers	C100112	2,904	-	0%
EXPORTLES d.o.o.	C100032	378	-	0%
John Haddock Insurance Co.	C100046	6,290	-	0%
Fairway Sound	C100033	1,019	-	0%
Outdoor Gear Unlimited	C100068	2,579	-	0%
Tempsons Tropies	C100037	2,808	-	0%
Volcome Ltd.	C100133	2,864	-	0%
Konberg Tapet AB	C100049	365	-	0%
Blesmore Systems	C100144	1,549	-	0%
Libros S.A.	C100051	833	-	0%
BEI Outfitters	C100102	471	-	0%
London Candoxy Storage Campu	C100053	794	-	0%
	C100054	435	-	0%
Möbel Scherrer AG	C100063	-	55	0%
Möbel Siegfried	C100064	1,671	-	0%
Leaktechnology	C100107	7,595	-	0%
Villadomus AG	C100114	1,364	-	0%
Strutingers	C100030	-	37	0%
Deerfield Graphics Company	C100023	656	-	0%
Roundron	C100127	4,311	-	0%
Parmentier Boutique	C100069	713	-	0%
First Bank	C100136	2,747	-	0%
Pilatus AG	C100070	592	-	0%
MovieTime Entertainment	C100142	4,158	-	0%
Showmasters	C100076	1,633	-	0%

By Amount

Customer - Name	Customer No.	Sales Amount	Return Amount	Return Rate (Amount Based)
Englunds Kontorsmöbler AB	C100031	39,903.80	(202.43)	1%
Vollive Systems	C100099	62,325.37	(313.01)	1%
The Cannon Group PLC	C100084	17,923.64	(89.58)	0%
Elkhorn Airport	C100029	24,766.87	(121.33)	0%
Dantoms	C100138	36,680.20	(122.02)	0%
Top Action Sports	C100086	49,335.65	(123.25)	0%
Stanfords	C100083	67,583.55	(134.49)	0%
Office Solutions	C100066	39,347.01	(76.69)	0%
Hotspot Systems	C100130	-	(184.26)	0%
First Bank	C100136	6,886.94	-	0%
Strutingers	C100030	-	(272.03)	0%
EXPORTLES d.o.o.	C100032	13,718.42	-	0%
Sporting Goods Emporium	C100082	24,766.20	-	0%
Fairway Sound	C100033	15,739.59	-	0%
Candoxy Kontor A/S	C100013	10,466.17	-	0%
Tempsons Tropies	C100037	46,497.56	-	0%
Tintax	C100117	3,901.44	-	0%
Konberg Tapet AB	C100049	6,472.30	-	0%
MovieTime Entertainment	C100142	8,961.89	-	0%
Libros S.A.	C100051	12,810.73	-	0%
Deerfield Graphics Company	C100023	7,869.19	-	0%
London Candoxy Storage Campu	C100053	13,855.99	-	0%
	C100054	15,661.04	-	0%
Selangorian Ltd.	C100075	31,487.78	-	0%
Möbel Siegfried	C100064	19,951.57	-	0%
Ravel Möbel	C100079	13,635.55	-	0%
AlphaQuote	C100103	9,865.34	-	0%
Ganslex NV	C100110	3,901.09	-	0%
Latecon, Inc.	C100113	8,961.89	-	0%
Parmentier Boutique	C100069	13,574.81	-	0%
Volcome Ltd.	C100133	7,762.26	-	0%
Pilatus AG	C100070	14,003.15	-	0%
Super Daves	C100140	34,434.51	-	0%
Showmasters	C100076	27,034.08	-	0%
Blesmore Systems	C100144	8,961.92	-	0%

Items with the highest return rate by customer for a given period. This report is useful for identifying challenging customers or product application issues.

Item Returns to Vendor

Top Vendor Returns

By Quantity

Vendor Name	Vendor No.	Received Qty	Returned Quantity	Return Rate (Quantity based)	
PURE-LOOK	V100023	37,400	-		0%
WoodMart Supply Co.	V100047	160,800	-		0%
Mundersand Corporation	V100004	300	-		0%
LogoMasters	V100003	853,700	-		0%
Marley Printing, Inc	V100002	1,950	-		0%
TrendTech	V100007	586,400	-		0%
Club Euroamis	V100025	43,000	-		0%
Malay-Dan Export Unit Sdn Bhd	V100009	220,300	-		0%
Greigner, Inc.	V100001	2,321,900	-		0%
Technische Betriebe Rotkreuz	V100040	565,800	-		0%
Grand Total		4,791,550	-		0%

By Amount

Vendor Name	Vendor No.	Purchase Amount (Actual)	Returned Amount (Actual)	Return Rate (Amount Based)	
PURE-LOOK	V100023	373,600	-		0%
WoodMart Supply Co.	V100047	316,929	-		0%
Mundersand Corporation	V100004	2,699	-		0%
LogoMasters	V100003	2,303,277	-		0%
Marley Printing, Inc	V100002	1,720	-		0%
TrendTech	V100007	3,055,030	-		0%
Club Euroamis	V100025	59,706	-		0%
Malay-Dan Export Unit Sdn Bhd	V100009	1,022,238	-		0%
Greigner, Inc.	V100001	5,734,421	-		0%
Technische Betriebe Rotkreuz	V100040	2,667,925	-		0%
Grand Total		15,537,546	-		0%

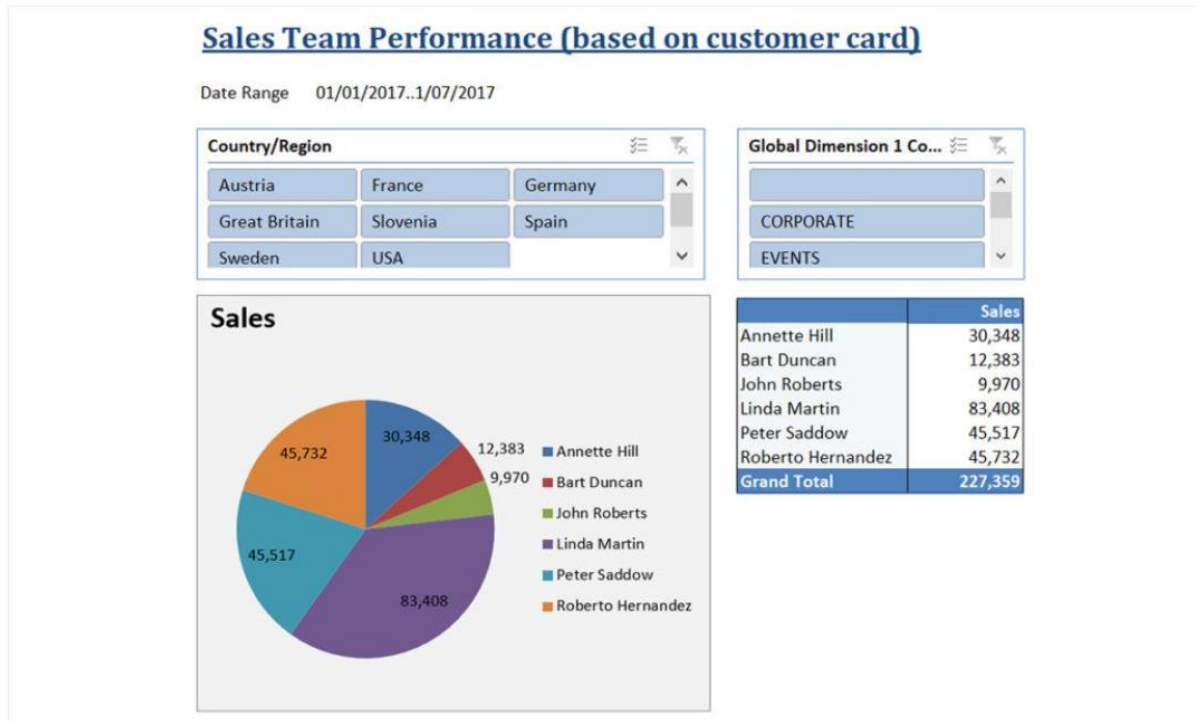
Items and vendors with the highest rate of return for a period. This report can be useful for identifying quality issues.

Item Sales by Customer

Item Sales by Customer				
Date Range		01/01/2017..01/07/2017		
Customer Name	Gen. Prod. Posting Group	Item No.	Item - Description	Sales Quantity
Bill's Trophies	RETAIL	C100023	Two-Toned Knit Hat	1
		C100030	Fashion Visor	6
		E100011	Plastic Sun Visor	49
		E100015	360 Clip Watch	144
		E100017	Clip-on Clock with Compass	144
		S100020	Super Sport Stopwatch	12
		S100021	Translucent Stopwatch	144
		E100019	Mini Travel Alarm	144
		E100022	Wide Screen Alarm Clock	144
		E100002	Cotton Classic Tote	1
		E100005	All Purpose Tote	1
		E100008	Super Shopper	1
		E100009	Die-Cut Tote	1
		E100010	Vinyl Tote	1
		E100026	Desk Calculator	288
		E100032	Button Key-Light	2
		E100034	Bamboo 1GB USB Flash Drive	1
		E100040	Wave Mug	1
		E100041	Biodegradable Colored SPORT BOT	1
		E100045	Flute	13

Item Sales by Customer over a date period.

Overview of Salesperson Performance



Sales and profit information by salesperson. This report can assist in measuring and tracking salesperson performance.

Customer Sales and Profitability



Overview of Sales and Profitability information. Slicers can be used to drill down into the data to see underlying information.

Top Customer Overview

